

MOST IMMEDIATE

No. 5-1/2016-Desk (MDM)
Government of India
Ministry of Human Resource Development
Department of School Education & Literacy
(Mid Day Meal Division)

Shastri Bhavan, New Delhi.
Dated 2nd April, 2016

Subject: Allocation of foodgrains to States/UTs under National Programme of Mid-Day Meal in Schools (MDMS) for the 1st and 2nd Quarters (April to September, 2016) of financial year 2016-17.

On the basis of concurrence received from the Department of Food & Public Distribution vide their O.M. No. 4-2/2016-BP-II dated 01.04.2016 (copy enclosed), the foodgrains to States / UTs under National Programme of Mid-Day Meal in Schools (MDMS) for 1st Quarter (April to June, 2016) and 2nd Quarter (July to September, 2016) for financial year 2016-17 is being allocated as per the **Annexure-I and II** respectively.

2. States/UTs are required to further allocate the foodgrains to the districts as per the requirement under the provision of MDM Guidelines under intimation to this Department as well as to Food Corporation of India (FCI) for supply of foodgrains accordingly.

3. District Administration on receiving the allocation from the State/UT will send a schedule (periodicity and date/week) of lifting of foodgrains to the local FCI depot depending upon its requirement, transportation convenience and storage capacity. The validity period for lifting of food grains will be as per extant guidelines.

4. District Administration can lift allocated foodgrains on monthly, bimonthly or quarterly basis as indicated in its schedule, in accordance with the guidelines issued by Ministry of Consumer Affairs, Food & Public Distribution, Department of Food & Public Distribution, Govt. of India vide their letter No. 1-2/2008-BP.II dated 18.9.2008, from the FCI go-downs starting from the 1st day of the month preceding the allocation quarter and up to 25th of the last month of the allocation quarter. Districts officers are, therefore, required to be directed to lift the foodgrains accordingly.

5. Payment of the cost of foodgrains will be made by District authorities within 20 days of the receipt of bills from FCI as per the guidelines issued by this Department vide letter No. 1-15/2009- Desk(MDM) dated 10.2.2010. It is requested to make payment of outstanding amount (if any) to FCI without any delay as FCI bears huge amount of interest on unpaid outstanding amount. The guidelines for decentralization of payment of cost of foodgrains to FCI at district level under MDM Scheme can also be downloaded from the website of this Department www.mdm.nic.in. These instructions may be followed strictly by all States/UTs.

Contd.../-

G. S. Singh
2/4/16

6. Procedure laid down in para 3.6 to 3.9 of the above mentioned guidelines dated 10.02.2010 on decentralization of payment of cost of foodgrains shall be followed meticulously to ensure that the best quality foodgrains, which in any case will not be inferior to Fair Average Quality (FAQ), is lifted from the FCI go-down. The process followed at the time of receipt of foodgrains from FCI depots should be repeated at each level till the foodgrains reach the end user to ensure that only good quality foodgrains is delivered for consumption by children. Records/samples regarding quality assurance should be maintained at all levels

7. As per para 5.2 of the above mentioned guidelines dated 10.02.2010, a monthly report on payment to FCI and quantity of foodgrains lifted and released to schools/cooking agency may be furnished in the prescribed format (Annexure-III) latest by 15th of the each following month strictly on regular basis. The Monthly Progress Report (MPR) may also be emailed at gaya.prasad@nic.in and jalam.edu@nic.in on monthly basis, without fail.

8. The States / UTs will furnish utilization certificate of the foodgrains supplied under the Scheme during the year 2015-16 latest by 30.06.2016 in the format enclosed at Annexure-IV to enable GOI to release allocation of foodgrains for the 3rd and 4th Quarter before 1st week of August, 2016. In the utilization certificate, only the quantity actually consumed at the school/cooking agency level will be indicated as utilized. Whatever remains in school/cooking agency/Block/District level stores/go-downs will be shown as unspent balance.



(Gaya Prasad)
Director (MDM)
Tel. No. 011-23384253
Email ID: gaya.prasad@nic.in

To,

The **Additional Chief Secretaries / Principal Secretaries / Secretaries** to the Education / Nodal Department of State Govt. / UT Administration dealing with Mid Day Meal Scheme

Copy to:

1. The Executive Director (Sales), Food Corporation of India, 16-20, Barakhamba Lane, New Delhi – 110 001 with the photocopy of the above mentioned OM of the Department of Food & Public Distribution for issuing instruction to all concerned to make available at least of FAQ quality of foodgrains at the FCI go-downs, facilitate lifting of the same and submit bills to district authorities within 10 days after lifting for payment by them.
2. The Deputy Secretary, Department of Food & Public Distribution (BP-II Section), Krishi Bhavan, New Delhi.
3. The Directors, Education / Mid-Day Meal Scheme of all the States/UTs for necessary action.
4. Dir(PV)/Dir(HK)/DS(BDS)/US(RK)/US(AD)/US(SA)/SO(Desk)/SO(KLA)/SO(RKJ)/SO(NR)/SO(VKJ)


(Gaya Prasad)
Director (MDM)

No.4-2/2016-BP-II
Government of India
Ministry of Consumer Affairs, Food and Public Distribution
Department of Food and Public Distribution

Krishi Bhavan, New Delhi,
Dated the 01st April, 2016.

OFFICE MEMORANDUM

Subject:- Allocation of food grains under Mid Day Meal Scheme (MDM) for the year 2016-17 for the period 1.04.2016 to 30.09.2016 - reg.

The undersigned is directed to refer to O.M. No. 5-1/2016-Desk (MDM) dated 22.3.2016 of Ministry of Human Resource Development, Department of School Education & Literacy on the above mentioned subject and to convey the approval of this Department for provisional allocation of 1342982.40 tons of food grains comprising 208089.94 tons of Wheat & 1134892.46 tons of rice for 1st two quarters of 2016-17 (April, 2016 to the September, 2016) to Ministry of Human Resource Development, Department of School Education & Literacy at Central Issue Price (CIP) applicable for the Below Poverty Line (BPL) families under the Mid Day Meal Scheme (MDM) scheme. The allocation for the subsequent quarters will be considered on receipt of requirement of foodgrains from the Ministry of Human Resource Development.

2. The validity period for lifting of foodgrains will be as per extant guidelines.
3. The Ministry of Human Resource Development, Department of School Education & Literacy may communicate State-wise/UT-wise allocation of the allocated quantity of foodgrains to FCI and States/UTs well on time and ensure its lifting within the stipulated validity period by States/UTs.
4. Food Corporation of India (FCI) would issue rice and wheat as per State-wise allocation for the year 2016-17 with monthly breakup to be made by the Department of School Education and Literacy, Ministry of Human Resource Development.
5. The Ministry of Human Resource Development, Department of School Education & Literacy is also requested to furnish consolidated Utilization Certificate in the prescribed proforma GFR - 19A duly signed by the concerned Director for the foodgrains allocated to them under Mid Day Meal Scheme (MDM) for the year 2015-16.
6. The Department of School Education & Literacy, Ministry of Human Resource Development may ensure that FCI gets full payment in respect of food grains released by it to States/UTs under the Scheme & utilization certificates are furnished by the State/UT Governments to it in time. They are also requested to make payment of outstanding amounts to FCI without any delay, as FCI bears huge amount of interest on unpaid outstanding amount.

Asit Halder

(Asit Halder)

Under Secretary to the Government of India
Tele. No. 23382504

To
Ministry of Human Resource Development,
Department of School Education & Literacy,
Shri Gaya Prasad, Director, (MDM),
Shastri Bhavan, New Delhi.

Copy for information to:-

1. The Chairman-cum-Managing Director, FCI, New Delhi.
2. The General Manager (Sales), FCI, New Delhi.
3. US (Policy-III&IV)/BP-III/BP-I/Guard File.

Asit Halder

(Asit Halder)


Under Secretary to the Government of India

MID-DAY-MEAL SCHEME
Allocation of foodgrains for the 1st Quarter of 2016-17
(For the period 01.04.2016 to 30.06.2016)

Annexure - I

(In MTs)

Sl. No.	State/UT	PRIMARY STAGE					UPPER PRIMARY STAGE					NCLP				
		No. of children approved by PAB for 2015-16	No. of Working Days approved by PAB for 1st QTR of the year 2015-16	Foodgrains			No. of children approved by PAB for 2015-16	No. of Working Days approved by PAB for 1st QTR of the year 2015-16	Foodgrains			No. of children approved by PAB for 2015-16	No. of Working Days approved by PAB for 1st QTR of the year 2015-16	Foodgrains		
				Wheat	Rice	Total			Wheat	Rice	Total			Wheat	Rice	Total
3	4	5	6	7=(5+6)	8	9	10	11	12=(10+11)	13	14	15	16	17=(15+16)		
1	Andhra Pradesh	2000000	33	0.00	6600.00	6600.00	1150000	33	0.00	5692.50	5692.50	3168	44	0.00	20.91	20.91
2	Arunachal Pradesh	175922	30	0.00	527.77	527.77	70473	30	0.00	317.13	317.13			0.00	0.00	0.00
3	Assam	3028564	51	0.00	15445.68	15445.68	1420202	53	0.00	11290.61	11290.61	13596	78	0.00	159.07	159.07
4	Bihar	9802783	51	0.00	49994.19	49994.19	3821686	51	0.00	29235.90	29235.90	6750	78	0.00	78.98	78.98
5	Chhattisgarh	1860905	38	0.00	7071.44	7071.44	1119160	38	0.00	6379.21	6379.21	450	78	0.00	5.27	5.27
6	Goa	86043	40	344.17	0.00	344.17	59201	40	355.21	0.00	355.21			0.00	0.00	0.00
7	Gujarat	2669691	42	5606.35	5606.35	11212.70	1555680	42	4900.39	4900.39	9800.78	1130	56	4.75	4.75	9.49
8	Haryana	1199620	37	1331.58	3107.02	4438.59	736838	37	1226.84	2862.62	4089.45	4147	77	14.37	33.53	47.90
9	Himachal Pradesh	312877	63	0.00	1971.13	1971.13	229559	63	0.00	2169.33	2169.33			0.00	0.00	0.00
10	Jammu & Kashmir	500000	50	0.00	2500.00	2500.00	285000	50	0.00	2137.50	2137.50	620	78	0.00	7.25	7.25
11	Jharkhand	2064547	53	0.00	10942.10	10942.10	783937	53	0.00	6232.30	6232.30	4503	78	0.00	52.69	52.69
12	Karnataka	2944000	39	1607.42	9874.18	11481.60	1770000	39	1449.63	8904.87	10354.50	2032	79	3.37	20.71	24.08
13	Kerala	1523000	22	0.00	3350.60	3350.60	996000	25	0.00	3735.00	3735.00			0.00	0.00	0.00
14	Madhya Pradesh	4584835	23	6748.88	3796.24	10545.12	2601468	23	5744.04	3231.02	8975.06	8566	78	64.14	36.08	100.22
15	Maharashtra	6418252	24	0.00	15403.80	15403.80	4095721	24	0.00	14744.60	14744.60	6435	79	0.00	76.25	76.25
16	Manipur	150795	49	0.00	738.90	738.90	37446	49	0.00	275.23	275.23			0.00	0.00	0.00
17	Meghalaya	392591	64	0.00	2512.58	2512.58	143288	64	0.00	1375.56	1375.56			0.00	0.00	0.00
18	Mizoram	90919	64	0.00	581.88	581.88	42825	64	0.00	411.12	411.12			0.00	0.00	0.00
19	Nagaland	159753	52	0.00	830.72	830.72	37523	52	0.00	292.68	292.68	980	79	0.00	11.61	11.61
20	Orissa	3250966	36	0.00	11703.48	11703.48	1675597	36	0.00	9048.22	9048.22			0.00	0.00	0.00
21	Punjab	1100000	44	2420.00	2420.00	4840.00	698000	44	2303.40	2303.40	4606.80	5350	75	30.09	30.09	60.19
22	Rajasthan	3280052	34	7806.52	3345.65	11152.18	1723088	34	6151.42	2636.32	8787.75	2511	78	20.57	8.81	29.38
23	Sikkim	45453	72	0.00	327.26	327.26	32995	72	0.00	356.35	356.35			0.00	0.00	0.00
24	Tamilnadu	2700000	45	0.00	12150.00	12150.00	2100000	45	0.00	14175.00	14175.00	10600	78	0.00	124.02	124.02
25	Telangana	1310160	30	0.00	3930.48	3930.48	740378	30	0.00	3331.70	3331.70	6322	44	1.00	40.73	41.73
26	Tripura	232889	45	0.00	1048.00	1048.00	119096	45	0.00	803.90	803.90			0.00	0.00	0.00
27	Uttarakhand	435186	42	0.00	1827.78	1827.78	294513	42	0.00	1855.43	1855.43			0.00	0.00	0.00
28	Uttar Pradesh	8128187	39	10460.98	21238.95	31699.93	3239610	39	6254.07	12697.65	18951.72			0.00	0.00	0.00
29	West Bengal	7524683	48	0.00	36118.48	36118.48	4555692	48	0.00	32800.98	32800.98	44586	78	0.00	521.66	521.66
30	A&N islands	16541	22	0.00	36.39	36.39	11653	22	0.00	38.45	38.45			0.00	0.00	0.00
31	Chandigarh	30000	44	52.80	79.20	132.00	20000	44	52.80	79.20	132.00			0.00	0.00	0.00
32	D&N Haveli	21550	31	0.00	66.81	66.81	16300	31	0.00	75.80	75.80			0.00	0.00	0.00
33	Daman & Diu	8810	24	0.00	21.14	21.14	6430	24	0.00	23.15	23.15			0.00	0.00	0.00
34	Delhi	678792	29	984.25	984.25	1968.50	462282	29	1005.46	1005.46	2010.93			0.00	0.00	0.00
35	Lakshadweep	4187	25	0.00	10.47	10.47	3067	25	0.00	11.50	11.50			0.00	0.00	0.00
36	Puducherry	28034	35	0.00	98.12	98.12	29074	37	0.00	161.36	161.36			0.00	0.00	0.00
	TOTAL	68760587		37362.95	236261.02	273623.98	36683782		29443.26	185591.45	215034.71	121746		138.29	1232.40	1370.69


 2/4/16
(गया प्रसाद/GAYA PRASAD)
 निदेशक/Director
 भारत सरकार/Govt. of India
 मा.सं.वि. मंत्रालय/Min. of H.R.D.
 स्कूल शिक्षा और साक्षरता विभाग
 D/o School Education & Literacy
 नई दिल्ली/New Delhi

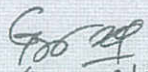
MID-DAY-MEAL SCHEME
Allocation of foodgrains for the 2nd Quarter of 2016-17
(For the period 01.07.2016 to 30.09.2016)

Annexure - II

(In MTs)

Sl. No.	State/UT	PRIMARY STAGE					UPPER PRIMARY STAGE					NCLP				
		No. of children approved by PAB for 2015-16	No. of Working Days approved by PAB for 2nd QTR of the year 2015-16	Foodgrains			No. of children approved by PAB for 2015-16	No. of Working Days approved by PAB for 2nd QTR of the year 2015-16	Foodgrains			No. of children approved by PAB for 2015-16	No. of Working Days approved by PAB for 2nd QTR of the year 2015-16	Foodgrains		
				Wheat	Rice	Total			Wheat	Rice	Total			Wheat	Rice	Total
1	2	3	4	5	6	7=(5+6)	8	9	10	11	12=(10+11)	13	14	15	16	17=(15+16)
1	Andhra Pradesh	2000000	70	0.00	14000.00	14000.00	1150000	70	0.00	12075.00	12075.00	3168	92	0.00	43.72	43.72
2	Arunachal Pradesh	175922	66	0.00	1161.09	1161.09	70473	66	0.00	697.68	697.68			0.00	0.00	0.00
3	Assam	3028564	46	0.00	13931.39	13931.39	1420202	46	0.00	9799.39	9799.39	13596	78	0.00	159.07	159.07
4	Bihar	9802783	72	0.00	70580.04	70580.04	3821686	72	0.00	41274.21	41274.21	6750	78	0.00	78.98	78.98
5	Chhattisgarh	1860905	74	0.00	13770.70	13770.70	1119160	74	0.00	12422.68	12422.68	450	75	0.00	5.06	5.06
6	Goa	86043	68	585.09	0.00	585.09	59201	68	603.85	0.00	603.85			0.00	0.00	0.00
7	Gujarat	2669691	70	9343.92	9343.92	18687.84	1555680	70	8167.32	8167.32	16334.64	1130	92	7.80	7.80	15.59
8	Haryana	1199620	69	2483.21	5794.16	8277.38	736838	69	2287.88	5338.39	7626.27	4147	79	14.74	34.40	49.14
9	Himachal Pradesh	312877	48	0.00	1501.81	1501.81	229559	48	0.00	1652.82	1652.82			0.00	0.00	0.00
10	Jammu & Kashmir	500000	47	0.00	2350.00	2350.00	285000	47	0.00	2009.25	2009.25	620	79	0.00	7.35	7.35
11	Jharkhand	2064547	72	0.00	14864.74	14864.74	783937	72	0.00	8466.52	8466.52	4503	78	0.00	52.69	52.69
12	Karnataka	2944000	74	3049.98	18735.62	21785.60	1770000	74	2750.58	16896.42	19647.00	2032	80	3.41	20.97	24.38
13	Kerala	1523000	58	0.00	8833.40	8833.40	996000	62	0.00	9262.80	9262.80			0.00	0.00	0.00
14	Madhya Pradesh	4584835	74	21713.78	12214.00	33927.78	2601468	74	18480.83	10395.47	28876.29	8566	79	64.96	36.54	101.51
15	Maharashtra	6418252	70	0.00	44927.76	44927.76	4095721	70	0.00	43005.07	43005.07	6435	78	0.00	75.29	75.29
16	Manipur	992595	66	0.00	995.25	995.25	37446	66	0.00	370.72	370.72			0.00	0.00	0.00
17	Meghalaya	392591	62	0.00	2434.06	2434.06	143288	62	0.00	1332.58	1332.58			0.00	0.00	0.00
18	Mizoram	90919	57	0.00	518.24	518.24	42825	57	0.00	366.15	366.15			0.00	0.00	0.00
19	Nagaland	159753	63	0.00	1006.44	1006.44	37523	63	0.00	354.59	354.59	980	75	0.00	11.03	11.03
20	Orissa	3250966	72	0.00	23406.96	23406.96	1675597	72	0.00	18096.45	18096.45			0.00	0.00	0.00
21	Punjab	1100000	68	3740.00	3740.00	7480.00	698000	68	3559.80	3559.80	7119.60	5350	75	30.09	30.09	60.19
22	Rajasthan	3280052	72	16531.46	7084.91	23616.37	1723088	72	13026.55	5582.81	18609.35	2511	79	20.83	8.93	29.76
23	Sikkim	45453	64	0.00	290.90	290.90	32995	64	0.00	316.75	316.75			0.00	0.00	0.00
24	Tamilnadu	2700000	60	0.00	16200.00	16200.00	2100000	60	0.00	18900.00	18900.00	10600	77	0.00	122.43	122.43
25	Telangana	1310160	69	0.00	9040.10	9040.10	740378	69	0.00	7662.91	7662.91	6322	92	1.00	86.24	87.24
26	Tripura	232889	61	0.00	1420.62	1420.62	119096	61	0.00	1089.73	1089.73			0.00	0.00	0.00
27	Uttarakhand	435186	72	0.00	3133.34	3133.34	294513	72	0.00	3180.74	3180.74			0.00	0.00	0.00
28	Uttar Pradesh	8128187	69	18507.88	37576.61	56084.49	3239610	69	11064.89	22465.08	33529.96			0.00	0.00	0.00
29	West Bengal	7524683	70	0.00	52672.78	52672.78	4555692	70	0.00	47834.77	47834.77	44586	79	0.00	528.34	528.34
30	A&N islands	16541	65	0.00	107.52	107.52	11653	65	0.00	113.62	113.62			0.00	0.00	0.00
31	Chandigarh	30000	69	82.80	124.20	207.00	20000	69	82.80	124.20	207.00			0.00	0.00	0.00
32	D&N Haveli	21550	73	0.00	157.32	157.32	16300	73	0.00	178.49	178.49			0.00	0.00	0.00
33	Daman & Diu	8810	72	0.00	63.43	63.43	6430	72	0.00	69.44	69.44			0.00	0.00	0.00
34	Delhi	678792	72	2443.65	2443.65	4887.30	462282	72	2496.32	2496.32	4992.65			0.00	0.00	0.00
35	Lakshadweep	4187	50	0.00	20.94	20.94	3067	50	0.00	23.00	23.00			0.00	0.00	0.00
36	Puducherry	28034	64	0.00	179.42	179.42	29074	67	0.00	292.19	292.19			0.00	0.00	0.00
TOTAL		68760587		78481.78	394625.31	473107.09	36683782		62520.82	315873.36	378394.17	121746		142.84	1308.92	1451.76

Requirement of foodgrains for first six month of 2016-17	
Item	Quantity (in MTs)
Rice	1134892.46
Wheat	208089.94
Total	1342982.40


(गया प्रसाद / ANIL PRASAD)
 निदेशक / Director
 भारत सरकार / Govt. of India
 मा. सं. वि. मन्त्रालय / Min. of H.R.D.
 स्कूल शिक्षा और साक्षरता विभाग
 D/o School Education & Literacy
 नई दिल्ली / New Delhi

Monthly Report for supply of foodgrains and payment made to FCI under Mid-Day Meal Scheme

Name of the STATE/UT-----

Financial Year: -----

Annual/Six monthly Allocation (in MTs)	Foodgrains lifted (till last month)	Foodgrains lifted during the month (in MTs)	Foodgrains released to Schools/Cooking agencies (in MTs) (till this month)	Pending bills of FCI of the previous year (in Rs.)	Bill submitted by FCI (till this month)		Payment made to FCI (till this month)	
					Quantity (in MTs)	Amount (in Rs.)	Quantity (in MTs)	Amount (in Rs.)
1	2	3	4	5	6	7	8	9
1	Rice							
2	Wheat							
	Total							

Date: _____

Place: _____

(Signature)

Secretary of the Nodal Department
Government/UT Administration of ----

[MID DAY MEAL SCHEME]

Name of the State/UT -----

Financial year: 2015-16 -----

UTILISATION OF FOODGRAINS (PRIMARY & UPPER PRIMARY) DURING 2015-16

Sl. No.	Foodgrains	Primary					Upper Primary				
		Allocation for the year 2015-16	Opening Balance as on 31.03.2015	Lifted from FCI during 2015-16	Aggregate quantity Consumed at School level	Balance* stock as on 31.03.2016	Allocation for the year 2015-16	Opening Balance as on 31.03.2015	Lifted from FCI during 2015-16	Aggregate quantity Consumed at School level	Balance* stock as on 31.03.2016
(1)	(2)	(3)	(4)	(5)	(6)	(7)	(8)	(9)	(10)	(11)	(12)
1	Rice										
2	Wheat										
	Total										

*:includes unspent balance at State, District, Block and schools/cooking agencies levels at the end of the year.

Date: _____

Place: _____

(Signature)
 Secretary of the Nodal Department
 State Government/UT Administration of -----